


# Hosted PBX by Golden West

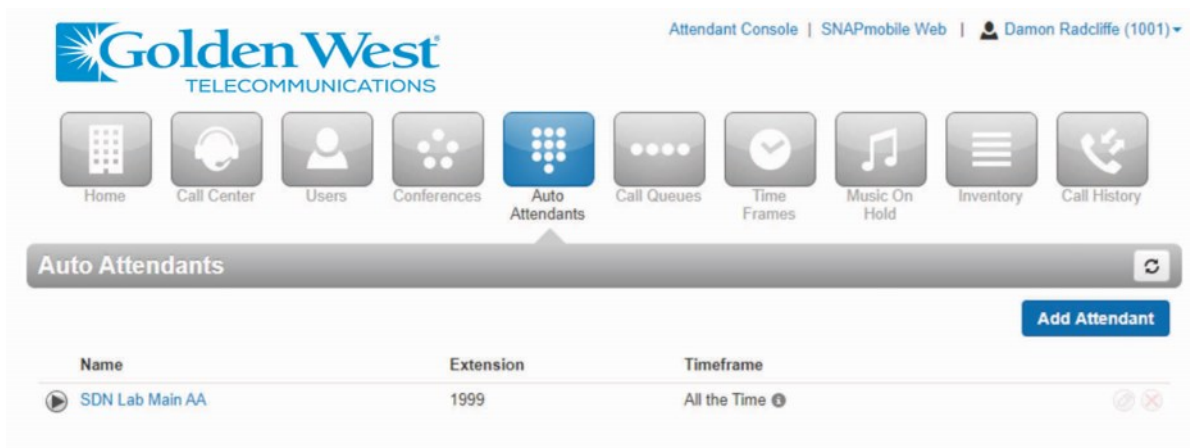
## Displaying the Auto Attendants Page

All auto attendant tasks are performed from the Auto Attendants page. To display this page, click the **Auto Attendants** icon on the menu bar:




The following figure shows an example of the Auto Attendants page.

The  button at the top-right side of the page refreshes the information on the page.



The screenshot shows the Golden West Telecommunications interface. At the top, the logo "Golden West TELECOMMUNICATIONS" is on the left, and the user information "Attendant Console | SNAPmobile Web | Damon Radcliffe (1001)" is on the right. Below this is a menu bar with icons for Home, Call Center, Users, Conferences, Auto Attendants (highlighted), Call Queues, Time Frames, Music On Hold, Inventory, and Call History. Below the menu bar is a header for the "Auto Attendants" page, featuring a refresh button on the right and an "Add Attendant" button. The main content area contains a table with the following data:

Name	Extension	Timeframe
 SDN Lab Main AA	1999	All the Time 