

Hosted PBX by Golden West


Editing Music On Hold Files

There might be times when you need to edit the name of a Music On Hold file.

1. From the Music On Hold page, either:




- Click a file name

OR

- Hover over a file name, and then click the  icon at the far right of the Music On Hold page. For example:

Click a file name or...

...click this icon

| Song Name | Duration | Filesize | |
|--|----------|----------|---|
|  La Bamba | 2:37 | 1.2 MB |    |

Either step displays the Edit Music pop-up window. For example:

Edit Music

Song Name

2. Complete the field and click **Save**.